

My Perfect Summer



Summer means lots of fun! It's also about trying new things, setting fun goals, and exploring new places! Use the images and your own ideas to show all the things you can do on your My Perfect Summer Board!

How to Make A Board

- Grab a poster size board.
- Print pages 2-5 and cut out the elements (or make your own).
- Glue or tape the elements onto your board.
- Write or draw all the things you want to do this summer!



— IN A —
PERFECT
WORLD




Use These to Get Started

**FUN THINGS
TO DO**


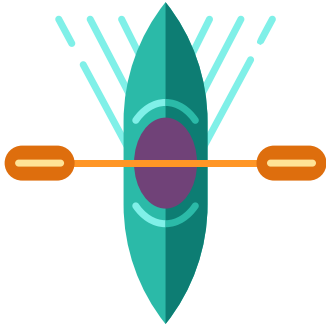
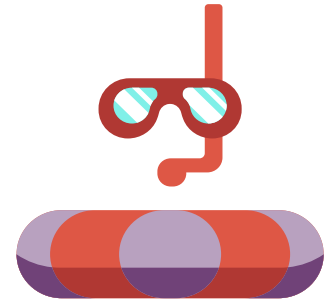

**NEW THINGS
TO TRY**

**PLACES
TO GO**









**THINGS
TO IMPROVE**



Pick Some Activities!



**Create
Your Own!**





MY
PERFECT
SUMMER